Shiver

for ensemble

score

Johan Svensson
2014

commissioned by Aksiom
with support from Komponistenes vederlagsfond

dur: approx. 16 min

http://johansvensson.nu
info@johansvensson.nu

INSTRUMENTATION

piccolo

tenor saxophone

trombone
harmon mute

percussion
small metal sheet (approx. 100x15 cm)
big metal sheet (approx. 100x40 cm)
superball, medium mallet, drum stick
vibration[transducer] speaker
computer (for sound file playback)

piano
thread (length ≈ 100 cm, ø ≈ 1 mm) tied around lowest A-string
slightly wet cloth
vibration[transducer] speaker
computer (for sound file playback)

guitar
vibration[transducer] speaker with attached guitar slide [bottleneck] of thin glass
guitar slide (glass or ceramic)
computer (for sound file playback)

violin

violoncello

double bass

COMPUTERS AND SPEAKERS

the percussionist, pianist and guitarist should have one computer each to which a vibration[transducer] speaker is connected (for guitar, a guitar slide should be attached to the speaker [see picture below]). the computer is used to playback sound files through the vibration speaker. all sound files (perc: 42, pno: 38, guit: 64) are to be placed in a playlist in numerical order. use a playback program with which you can switch to the next sound file by pressing the forward key of the keyboard (e.g. iTunes). the sound files consists of sine wave pitches (corresponding to pitches written in the score), and silent tracks (to be played during rests).

guitar: make sure to attach the slide with tension in the tape and make sure it will not loosen up during the performance. If the slide is too loose the sound will be distorted.

STAGING

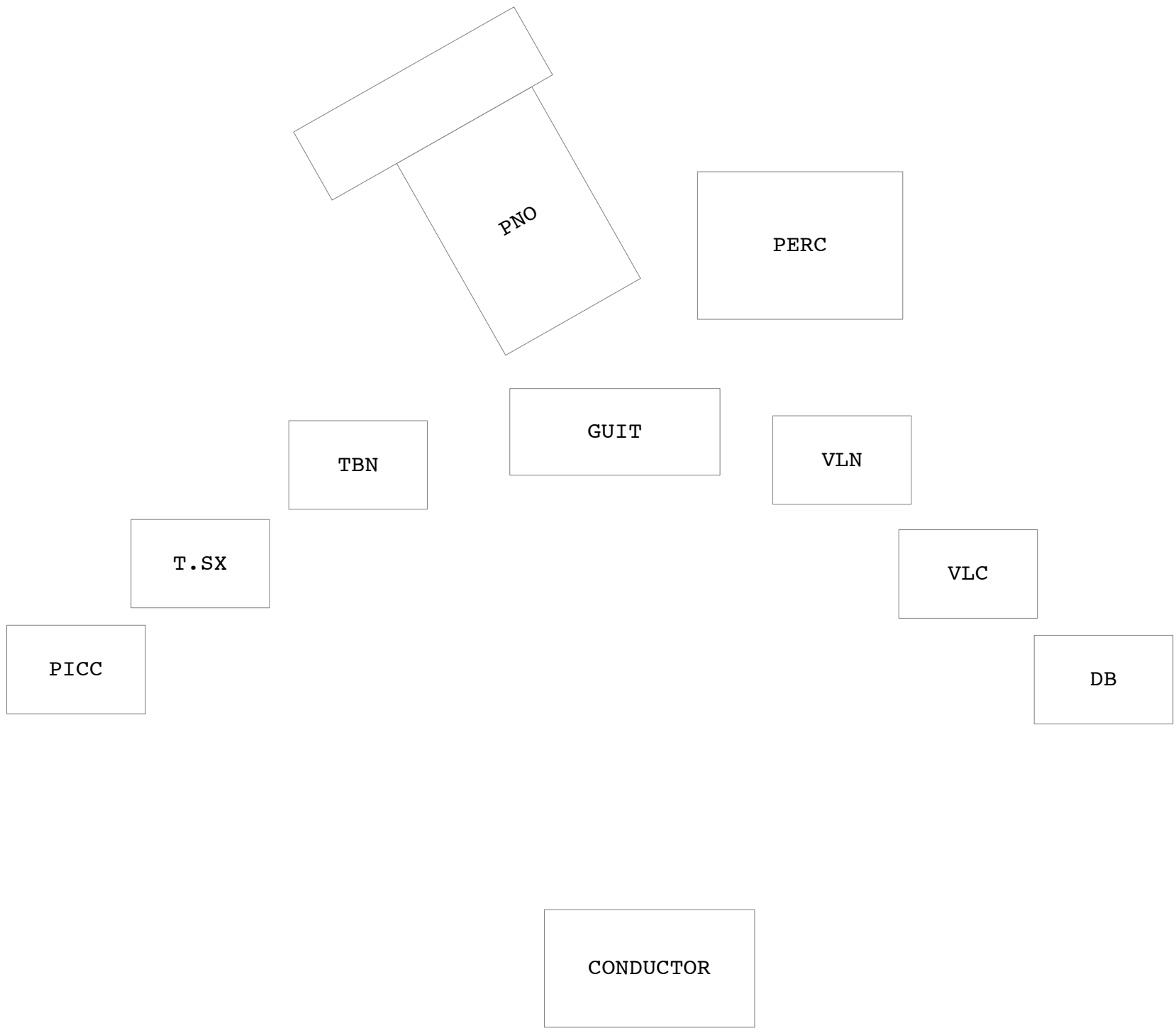

audience

INSTRUCTIONS

general

dynamics are written in two different ways:

mp = sounding dynamic: mezzo piano. a great amount of action/power might be necessary to reach the written dynamic level.

“ff” = action dynamic: fortissimo. sounding result is probably much softer.



half tone flat, quarter tone flat, natural, quarter tone sharp, half tone sharp, three quarter tones sharp.

staccato, always as short and dry as possible.

playing techniques

[more techniques are explained as they appear]

PICCOLO



flutter tongue.



aeolian sounds; pitches mixed with much air sound. this is produced by placing the mouth further away from the embouchure than is usual. the pitches will be approx. a halftone sharper than usual.



whistle tone. unstable, high partials.

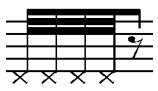

tongue pizz. always as short and dry as possible.

open/closed embouchure.

TENOR SAXOPHONE



flutter tongue.



aeolian sounds; pitches mixed with much air sound. this is produced without mouthpiece, by placing the mouth slightly away from the instrument opening and blowing against the edge. written fingering will give different sounding pitches than usually.

whistle tones are produced in two different ways;



1. without mouthpiece. same mouth position as aeolian sounds but blow against the edge very soft to get high whistling sounds.

2. with mouthpiece. blow softly on the edge of the reed with some distance to the mouth piece. slightly different, but similar sound as without mouthpiece.



air sound; blow air through instrument. when “sh” is written above, blow air while pronouncing a “sh”-sound (like the sound in the beginning of the english word “shoe”).



slap tongue.



key clicks (“f”) with gradually added pitch (niente => pp => niente). when pitch added, a trill will sound.



“Zähne”: teeth on reed, very high pitch.

all pitches should be played mixed with some air.

TROMBONE



flutter tongue.



air sound; blow air through instrument. when “sh” is written above, blow air while pronouncing a “sh”-sound (like the sound in the beginning of the english word “shoe”).

gradually change from closed to open harmon mute (with hand). if no sign is written, the note should be played with open mute.

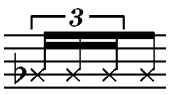

tongue ram/slap.

fast and irregular slide gliss. with flutter tongue.

PERCUSSION

the two metal sheets are to be hanged (like thunder sheets).



damp sheet while hitting it.

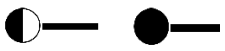

half damped/damped

small sheet:



when numbers appear above the note, the sheet should be bent from below. in this piece numbers between 1 and 7 are used; 1 means almost no bending at all (low pitch), 7 means maximum bending (high pitch). the player is to distinguish seven steps with different amount of bending and learn to shift between them as written. in the example to the left, the player is to gradually shift from bending degree 4 to 3. do not damp sheet during the rests when playing this technique.

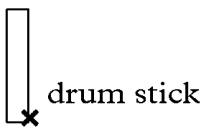

the lowest part of edge should be hit straight from the side. sounding result should be like a small bell.



scratch drumstick in a circular motion on the edge.

scratch drumstick slowly with some pressure on the edge, around centre of sheet. sounding result should be high pitched, soft squeaks.

big sheet:

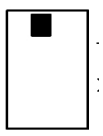

hold vibration speaker against upper part of big sheet to make it resonate with sound from speaker. the sound should be sine wave like, without distortion or noise. adjust volume of playback so that the sounding result is soft but clearly audible.

PIANO

play inside piano piano in mid-register. the upper and lower lines symbolises two piano beams surrounding the mid-register. the written notes should be played in the approx. same position as graphically shown.

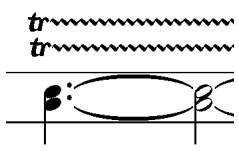

trill with both hands (with two fingers on each hand) on strings inside piano. each hand trilling on two pitches (always semitone distance), exactly like a normal trill on keys performed directly on strings; hit the strings with the finger tips from above. no pizz!



hit lowest strings with hand.

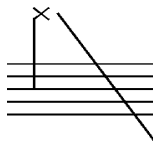

toneless gliss. on black keys; gliss. without pressing keys down. guero sound.



thread, tied around lowest A-string (above the damper), should be played by slowly bulling the thread with a slightly wet cloth (like a cuica). dynamics are to be differentiated by hand pressure and not by speed.

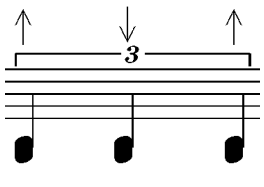

scratch lowest strings with hand (up-down-up) along strings.

hold the vibration speaker against lowest strings to make them resonate with sound from vibration speaker. the sound should be sine wave like, without distortion or noise. adjust volume of playback so that the sounding result is soft but clearly audible.



sounding pitch when playing harmonics.



play 10th partial harmonic located just before the damper.

GUITAR

tuning (+/- cent): D, A+2, C-31, F#-14, G#-49, E+4

the guitar should be placed laying down on a table (with some support under the head to make it steady).

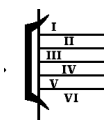

clef showing on which string(s) to play.

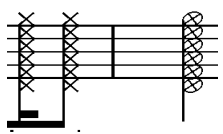

hit all strings with index finger very close to bridge. the sound should be percussive with some resonance from the strings. never damp strings afterwards if not written.

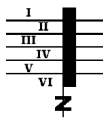

scratch strings with hand, fast tremolo.

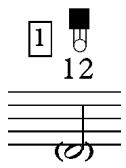

hold vibra slide (vibration speaker with attached slide) against the guitar strings on marked fret (picture: fret 12) to make strings resonate with sound from vibra-slide. it is important to find the right spot, or else the strings will not resonate. hold the vibra slide gently, with some pressure on the strings. the sound should be sine wave like, without distortion and fret noise. adjust volume of playback so that the sounding result is soft but clearly audible.



pluck strings above left hand (close to the head of the guitar).



play down-arpeggio on strings while dampening them.

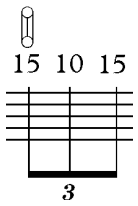

move slide (down-up-down) without plucking strings. soft sound from strings, make it sound as much as possible.

STRINGS

bow position is written in the following way:

mst. - st. - poco st. - ord. - poco sp. - sp. - msp.
i.e. six steps from *molto sul tasto* to *molto sul ponticello*. msp. should be played really close to the bridge and higher partials should sound, rather then the fundamental.



tap.



bow bounce. let the tip of the bow bounce on string to create soft, fast bounce sounds. do not move the bow horizontally.

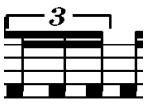

legno tratto. only wood, fast bow and no bow pressure.

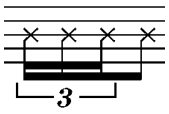

legno battuto.

Transposed score

SHIVER

Johan Svensson

♩ = 66

Piccolo

(aeolian sounds)

p

(whistle tone)
wt.

pppp

Tenor Saxophone

WITHOUT MOUTHPIECE
(aeolian sounds)

p

(whistle tone)
wt.

pppp

Trombone

Harmon mute sempre

Percussion
(small and big
metal sheet)

(start sound file no. 0 [silent track] before the piece starts)

0

superball

ppp

(damp)

medium mallet

③

p

Piano

(mid
register)

INSIDE PIANO

tr

M

pppp

0 *)

INSIDE PIANO

(hit lowest strings
with hand)

Ped.

"ff"

"f"

p

*) start sound file no. 0 [silent track] before the piece starts

Guitar

(vibra-slide)

(slide from 2nd to 4th fret)

*)

2 → 4

0

msp.

(l.v.)

(hit all strings with finger
very close to bridge)

"f"

(hold vibra-slide on pos. 12 to get string(s)
to resonate with sound from vibra-slide)

(play sound file no. 1) 1

12

(sounding pitch)

2

(l.v.)

2
msp.

"f"

*) start sound file no. 0 [silent track] before the piece starts

♩ = 66

Violin

flautando

ppp

p

Violoncello

(harmonics)
IV(7), III(5)

pp

Double Bass

III

flautando

ppp

(tap)

p

p


5
Picc.
T. Sax.
Tbn.
(air sound)
Perc.
superball
Pno.
Ped.
Gtr.
Vln.
(harmonic)
flautando
Vc.
IV(7), III(5)
Db.
III
flautando
flautando


Picc.
T. Sax.
Tbn.
Perc.
Pno.
Gtr.
Vln.
Vc.
Db.
rit. = 60
(flutter tongue)
wt.
(air sound)
"sh"
medium mallet
superball
(l.v.)
(toneless gliss. on black keys;
gliss. without pressing keys down)
ON KEYS
INSIDE PIANO
Ped.
(scratch strings with hand,
fast tremolo)
hand
msp.
(damp strings)
damp
(bow bounce)
IV(7), III(5)
III (7)
III flautando
(tap)
IV (9)
IV (10)


accel.
♩ = 66
(air sound, open embouchure)
12
Picc.
T. Sax.
"sh"
Tbn.
Perc.
damp
pno
M
Ped.
Gtr.
(l.v.)
Vln.
Vc.
pizz.
arco
IV(7), III(5)
Db.
III
arco
flautandoo


17
Picc.
T. Sax.
Tbn.
Perc.
pno
Gtr.
Vln.
Vc.
Db.
wt.
pppp
p
mf
pp
mp
ppp
medium mallet
(tr)
M
"f"
11
12
msp.
(l.v.)
(sim.)
flautando
IV(7), III(5)


22
Picc.
T. Sax.
mouthpiece on
Tbn.
mf > pp
Perc.
superball
ppp
pp
pno
Ped.
"ff"
"f"
Gtr.
msp.
(l.v.)
Vln.
flautando
Vc.
IV(7), III(5)
Db.

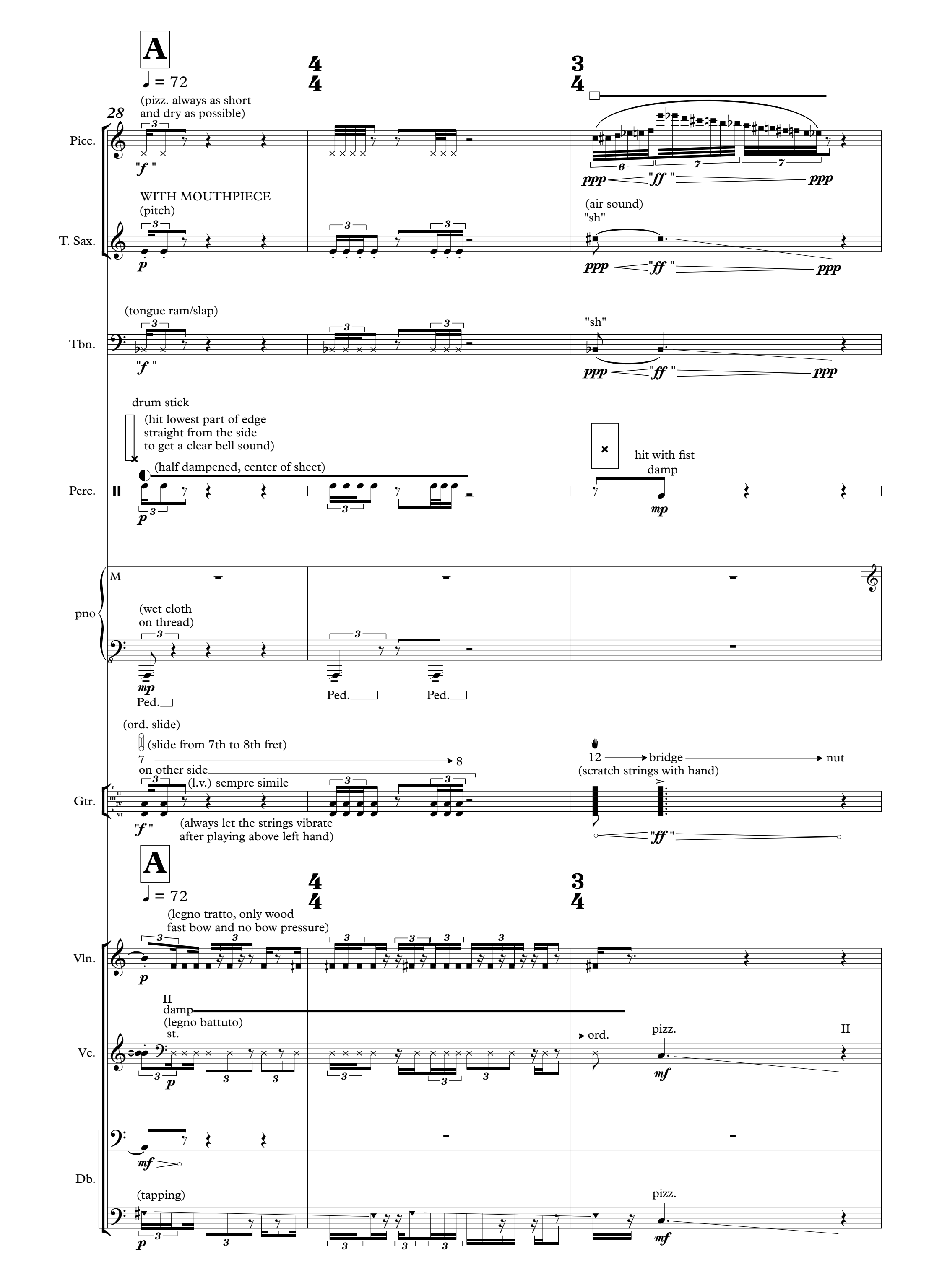
A
♩ = 72
28
(pizz. always as short and dry as possible)
Picc.
"f"
ppp "ff" ppp
WITH MOUTHPIECE
(pitch)
T. Sax.
p
(air sound)
"sh"
(tongue ram/slap)
Tbn.
"sh"
drum stick
(hit lowest part of edge straight from the side to get a clear bell sound)
(half dampened, center of sheet)
Perc.
hit with fist
damp
mp
pno
M
(wet cloth on thread)
mp
Ped.
(ord. slide)
(slide from 7th to 8th fret)
7 → 8
on other side
(l.v.) sempre simile
Gtr.
(always let the strings vibrate after playing above left hand)
12 → bridge → nut
(scratch strings with hand)
ff
A
♩ = 72
(legno tratto, only wood fast bow and no bow pressure)
Vln.
II
damp
(legno battuto)
st.
ord.
pizz.
II
Vc.
mf
Db.
(tapping)
pizz.

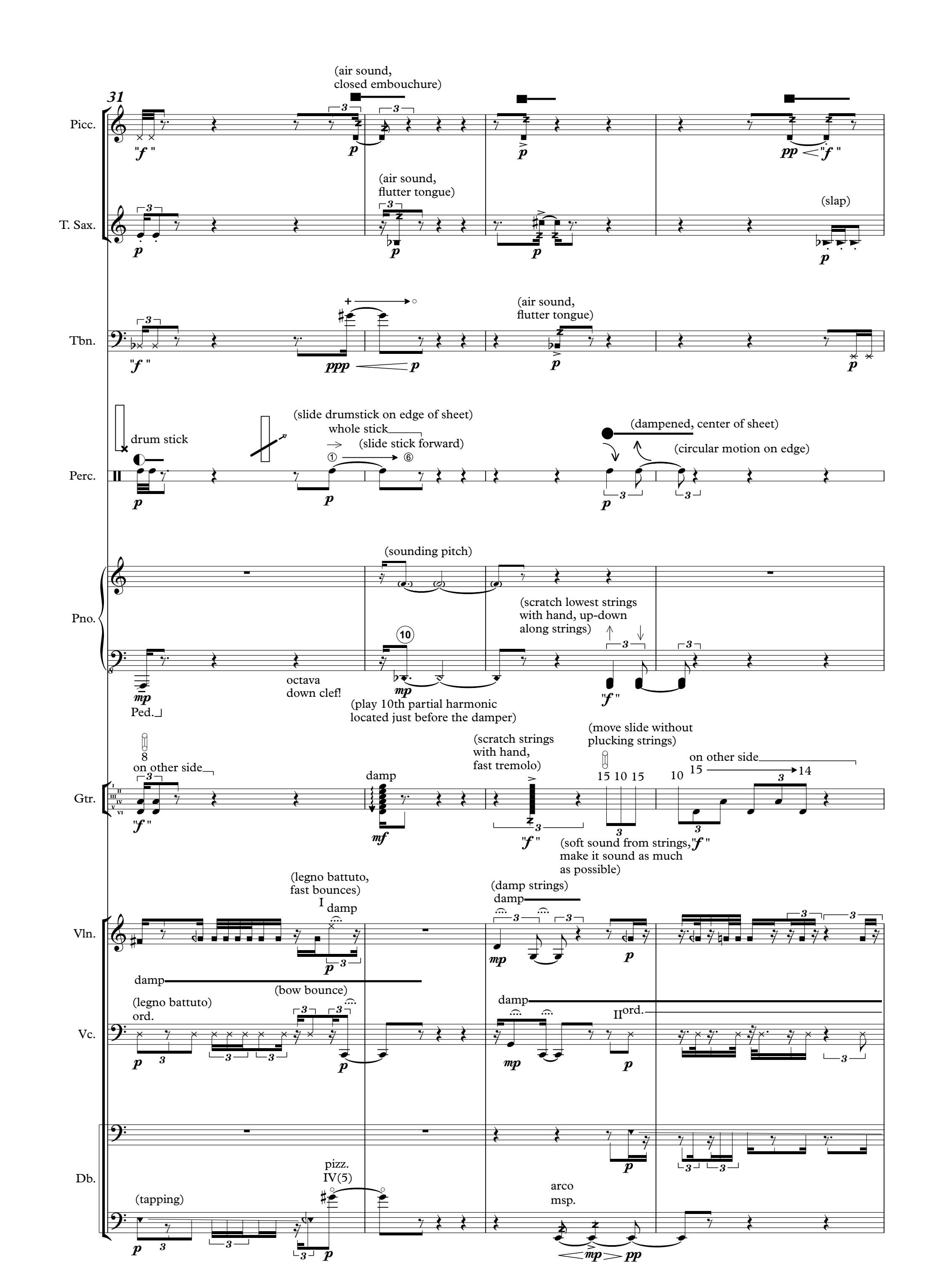
31
Picc.
(air sound, closed embouchure)
T. Sax.
(air sound, flutter tongue)
(slap)
Tbn.
(air sound, flutter tongue)
Perc.
drum stick
(slide drumstick on edge of sheet)
whole stick
(slide stick forward)
(dampened, center of sheet)
(circular motion on edge)
Pno.
(sounding pitch)
(scratch lowest strings with hand, up-down along strings)
octava down clef!
(play 10th partial harmonic located just before the damper)
Ped.
Gtr.
on other side
damp
(scratch strings with hand, fast tremolo)
(move slide without plucking strings)
on other side
(soft sound from strings, make it sound as much as possible)
Vln.
(legno battuto, fast bounces)
damp
(damp strings)
Vc.
(legno battuto)
ord.
(bow bounce)
II ord.
Db.
pizz.
IV(5)
(tapping)
arco
msp.

35

Picc.

"mf"

pp "f"

"ff"

T. Sax.

(air sound)

"f" (key klicks)

(sounding trill)

pp

Tbn.

pp

(fast air impulses with tongue;
like imitating sound of a machine gun)

"fff"

Perc.

ppp

p

*) very slow with some pressure to get high pitched soft squeaks

Pno.

(wet cloth
on thread)

"f"

pp

Ped.

"f"

Gtr.

15 10 15 10 15 10 15 10

15 10 15 10

on other side

14 → 13

"f"

Vln.

damp

mp

p

Vc.

sp.

damp

mp

II

damp

sp.

p

(very aggressive bow bounce)

(damp)

"fff"

Db.

(very aggressive bow bounce)

(damp)

"fff"

p

msp.

mp pp

p


39
Picc.
T. Sax.
Tbn.
Perc.
Pno.
Gtr.
Vln.
Vc.
Db.
hit with fist
damp
on other side
bridge
nut
II
damp
poco sp.
ord.
pizz.
pizz.


42
Picc.
T. Sax.
Tbn.
Perc.
Pno.
Ped.
Gtr.
on other side
13
11
rit.
Vln.
damp
II
(legno battuto)
ord.
st.
Vc.
Db.
msp.

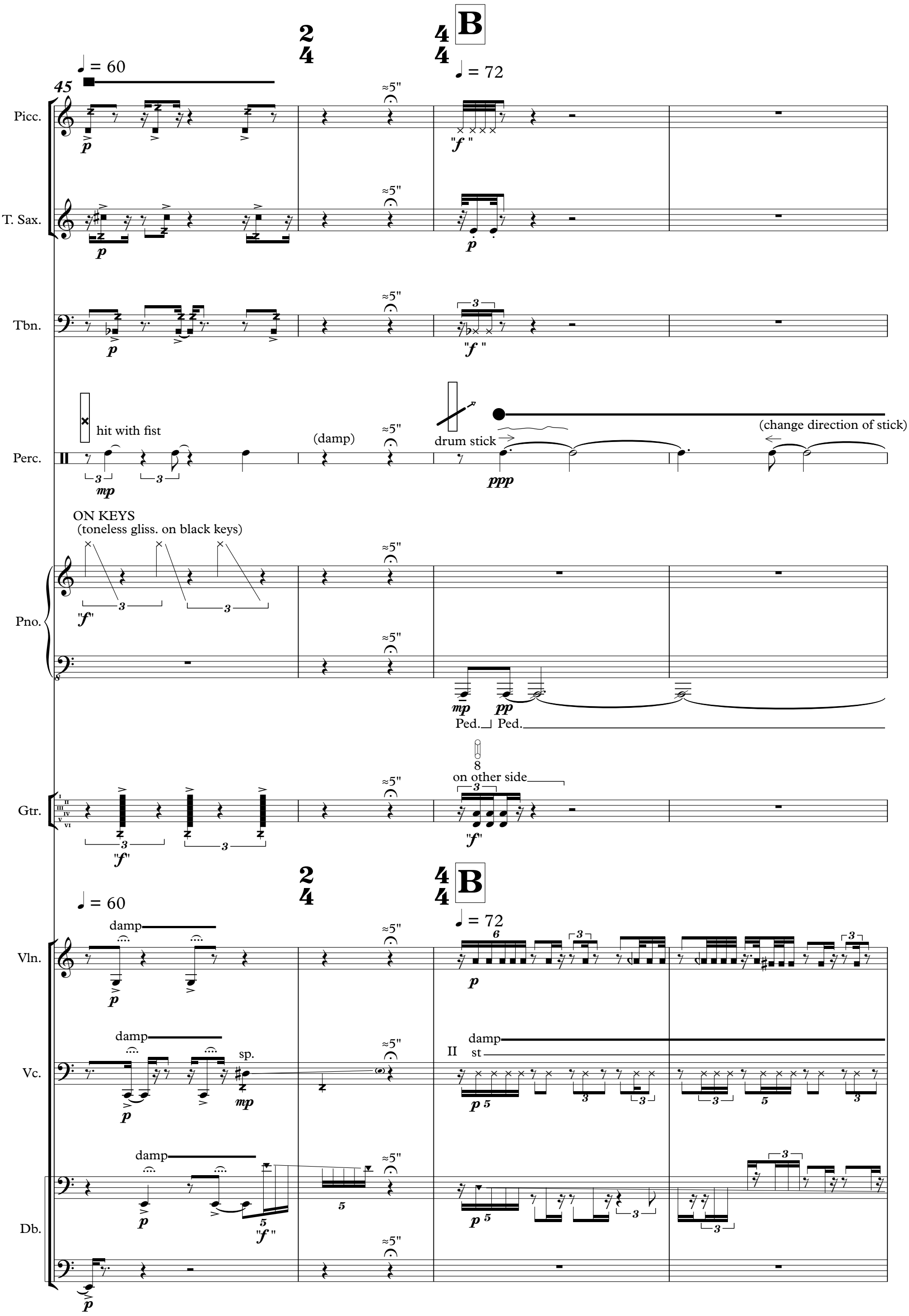
45
♩ = 60
2/4
4/4
B
♩ = 72
Picc.
T. Sax.
Tbn.
Perc.
hit with fist
(damp)
drum stick
(change direction of stick)
ON KEYS
(toneless gliss. on black keys)
Pno.
Ped.
Ped.
8
on other side
Gtr.
Vln.
Vc.
Db.
damp
sp.
II
st

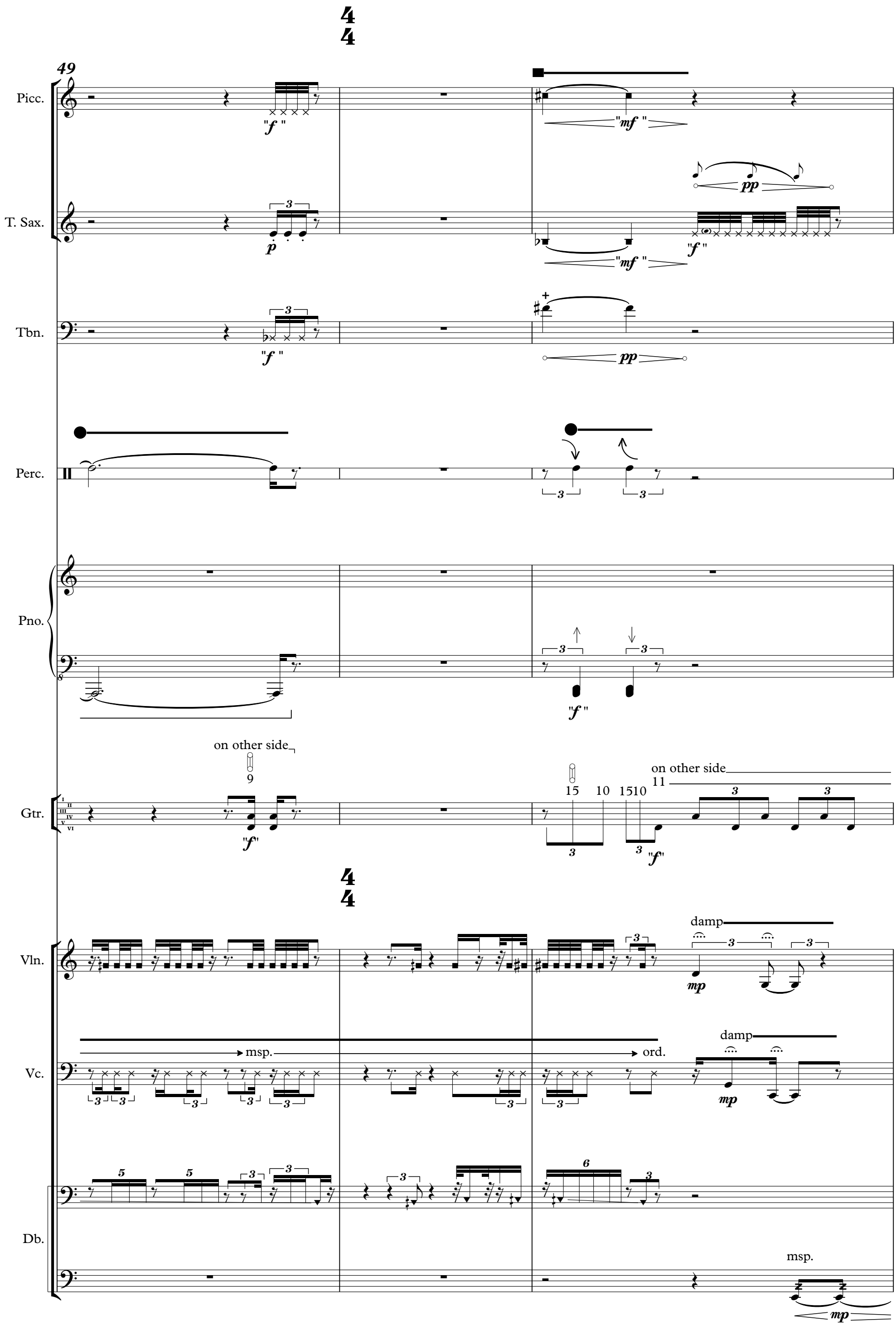
49
Picc.
"f"
"mf"
pp
T. Sax.
p
"mf"
"f"
Tbn.
"f"
pp
Perc.
Pno.
"f"
on other side
9
Gtr.
"f"
15 10 1510
on other side
11
"f"
Vln.
mp
damp
msp.
ord.
Vc.
mp
damp
Db.
msp.
mp

52

rit. ♩ = 60

Picc.

T. Sax.

Tbn.

Perc.

hit with fist

(damp)

Pno.

Gtr.

rit. ♩ = 60

Vln.

damp

II

damp

ord.

sp.

Vc.

damp

sp.

Db.

55

Picc.

"f"

T. Sax.

p

Tbn.

"f"

Perc.

drum stick

p

Pno.

mp

Ped.

Ped.

Gtr.

9 → 10

on other side

"f"

(legno battudo)

st. → ord.

damp

II III sim.

Vln.

p

p

Vc.

pp

II damp

poco sp. → ord.

p

pizz. (tapping)

Db.

pp

p


57
accel.
Picc.
T. Sax.
Tbn.
Perc.
whole stick
hit with fist
Pno.
(sounding pitch)
octava down clef!
Gtr.
damp
ord.
damp
II III sim.
sp.
ord.
accel.
Vln.
I
sp.
Vc.
sp.
(tapping)
damp
(pizz.)
IV(5)
(tapping)
(pizz.)
Db.


60
♩ = 72
rit.
Picc.
T. Sax.
Tbn.
Perc.
damp
Pno.
Ped.
Gtr.
9
7
on other side
Vln.
Vc.
Db.
arco
poco sp.
msp.


4
4
♩ = 60
3
4
64
Picc.
T. Sax.
Tbn.
Perc.
Pno.
Gtr.
4
4
♩ = 60
3
4
msp.
Vln.
II
sp.
pp
Vc.
sp.
pp
(tapping)
forceful accents
repeat same pattern: major second, minor second
p
(tapping)
pizz.
Db.
pp
pp
5
5
5
5
5


C
accel.
♩ = 66
Picc.
T. Sax.
Tbn.
Perc.
Pno.
Gtr.
Vln.
Vc.
Db.
wt.
(aeolian sounds)
(air sound)
pppp
"f"
mp
p
medium mallet
hit lowest strings
with hand
(hit all strings with finger
very close to bridge)
msp.
(l.v.)
(sim.)
damp
(bow bounce)
flautando
pp
pizz.
arco
IV(7)


70
Picc.
T. Sax.
wt.
wt.
(gradual change from pos 1 to 7;
overtone and slide gliss. simultaneously)
Tbn.
mp
mp
Perc.
Pno.
(gliss. on strings)
mf
p
Gtr.
on other side
damp
msp.
(l.v.)
(sim.)
"ff"
"f"
Vln.
flautando
mp
damp
mp
Vc.
III pizz.
mf
arco
damp
mp
Db.
IV(7) (10)
mp
III(7)
p
IV(9)
IV(10)
p


73
Picc.
T. Sax.
Tbn.
Perc.
pno
M
Gtr.
Vln.
Vc.
Db.
III(7)
III(8)
IV(9)
IV(10)
p
p


76
Picc.
wt.
T. Sax.
wt.
Tbn.
mp
Perc.
mf
pno
M
mf
Gtr.
on other side
damp
"ff"
mp
Vln.
damp
mp
flautando
mp
pizz.
f
arco
pp
Vc.
damp
mp
III
pizz.
mf
arco
IV(7), III(5)
pp
Db.
mp > ppp
IV(7)
(10)
mp
IV(5)
mf
IV(10)


80
Picc.
wt.
(air sound)
"sh"
T. Sax.
wt.
"sh"
Tbn.
hit with fist
damp
Perc.
medium mallet
pno
(scratch strings with hand)
12
bridge
nut
Gtr.
3
msp.
(l.v.)
(sim.)
Vln.
flautando
damp
Vc.
pizz.
arco
damp
Db.
pizz.
arco
IV(7)

83

Picc.

"f"

pppp

wt.

T. Sax.

pppp

wt.

Tbn.

Perc.

pno

M

Gtr.

Vln.

flautando

pp

damp

mp

Vc.

pizz.

p

arco

damp

mp

Db.

III(7)

III(8)

p

IV(9)

IV(10)

p


86
Picc.
"f"
pppp
wt.
T. Sax.
mp
pppp
wt.
Tbn.
Perc.
pno
M
Gtr.
msp.
(l.v.)
(sim.)
"f"
Vln.
flautando
pp
mp
damp
Vc.
pizz.
p
arco
mp
damp
Db.
IV(7)
III(7)
p
IV(9)
p


90
Picc.
wt.
T. Sax.
wt.
Tbn.
Perc.
pno
M
Gtr.
12
Vln.
damp
flautando
Vc.
damp
Db.
III(7)
III(8)
IV(10)
IV(9)
IV(10)
IV(11)
p
pp
p
pp


95
Picc.
T. Sax.
(lip gliss.)
Tbn.
Perc.
pno
Gtr.
on other side
15 → 1 → 15
damp
D
senza misura
Vln.
pizz.
arco
Vc.
IV(7), III(5)
Db.
III(8)
IV(5)
IV(11)
IV(10)
IV(9)
III(7)

99

1/4 senza misura ♩ = 66

3/4 ♩ = 66

Picc.

pp

wt.

pppp

T. Sax.

mp

wt.

pppp

Tbn.

mp

Perc.

mf

pno

mf

Gtr.

on other side

15 → 1

"ff"

on other side

15 → 1 → 15

damp

"ff"

mp

1/4 senza misura ♩ = 66

3/4 ♩ = 66

Vln.

pp

pizz.

f

Vc.

pizz.

mf

arco

III(5)

pp

I(3)

pizz.

mf

arco

IV(7)

pp

IV(8)

Db.

III(8)

pp

II(7)

IV(5)

IV(10)

mf

IV(11)

pp

III(9)

III(10)

III(11)


102
Picc.
"f"
T. Sax.
mouthpiece off
Tbn.
mp
Perc.
p
pno
M
p
Gtr.
msp.
"f"
(l.v.)
(sim.)
arco
damp
Vln.
mp
flautando
pp
arco
damp
Vc.
mp
pizz.
p
Db.
IV(7)
p


106
Picc.
T. Sax.
Tbn.
Perc.
pno
M
Gtr.
5
Vln.
pp
Vc.
Db.


110
Picc.
T. Sax.
WITHOUT MOUTHPIECE
(aeolian sounds)
Tbn.
Perc.
pno
M
Gtr.
Vln.
damp
arco
damp
Vc.
Db.
III(7)
III(8)
IV(9)
IV(10)


E
113
Picc.
T. Sax.
Tbn.
mf
pp
p
mf
Perc.
superball
ppp
(damp)
superball
(INSIDE PIANO)
pno
M
pppp
Ped.
"ff"
"f"
Ped.
"ff"
Gtr.
15
16
17
-14
(cent)
-14
E
Vln.
pp
pp
Vc.
IV(7), III(5)
pp
Db.
III
flautando
ppp
(tap)
p
p

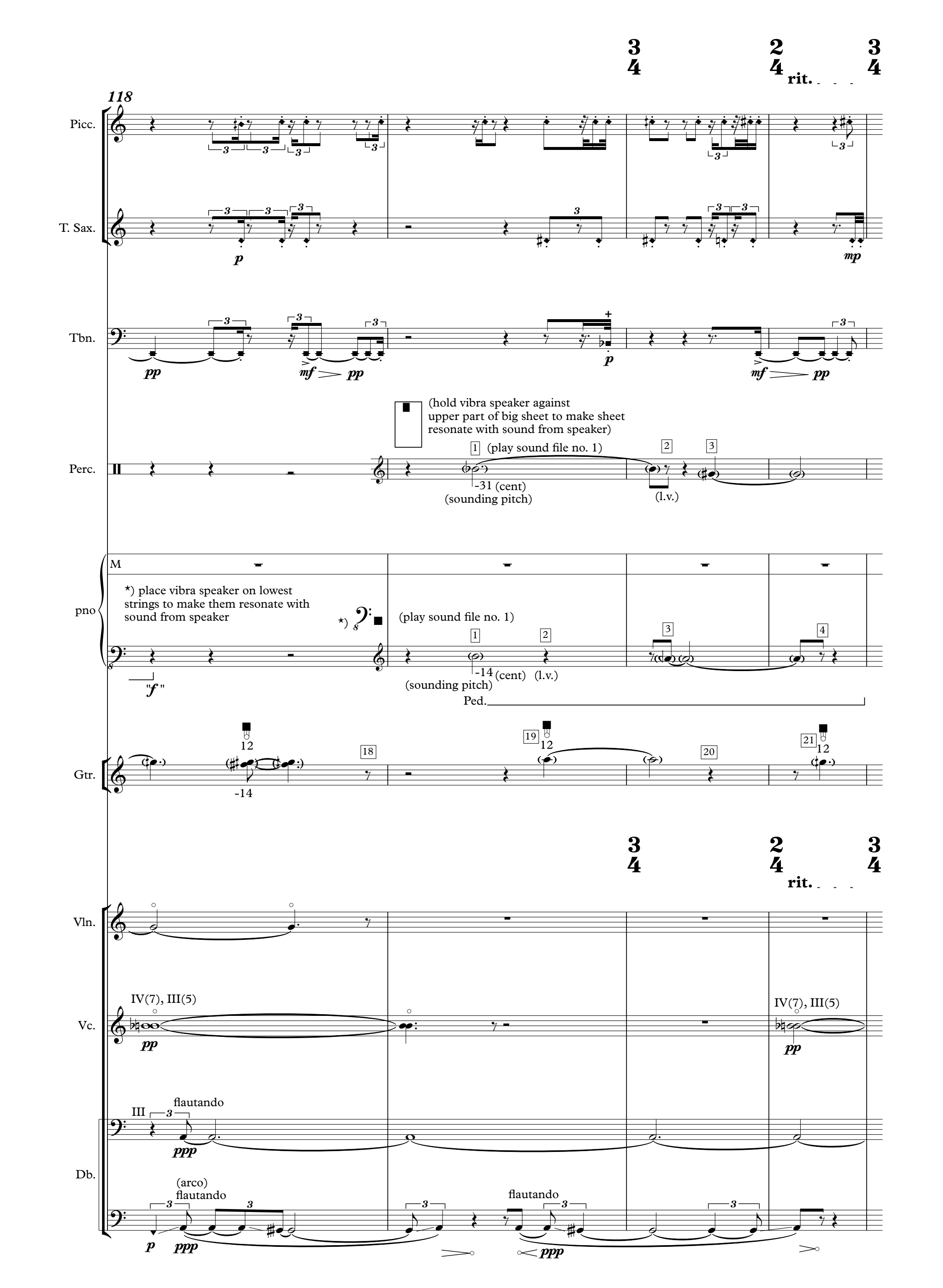
118
Picc.
T. Sax.
Tbn.
Perc.
(hold vibra speaker against upper part of big sheet to make sheet resonate with sound from speaker)
(play sound file no. 1)
-31 (cent)
(sounding pitch)
(l.v.)
pno
*) place vibra speaker on lowest strings to make them resonate with sound from speaker
(play sound file no. 1)
-14 (cent)
(sounding pitch)
(l.v.)
Ped.
Gtr.
rit.
Vln.
Vc.
IV(7), III(5)
Db.
III
flautando
(arco)
flautando
flautando

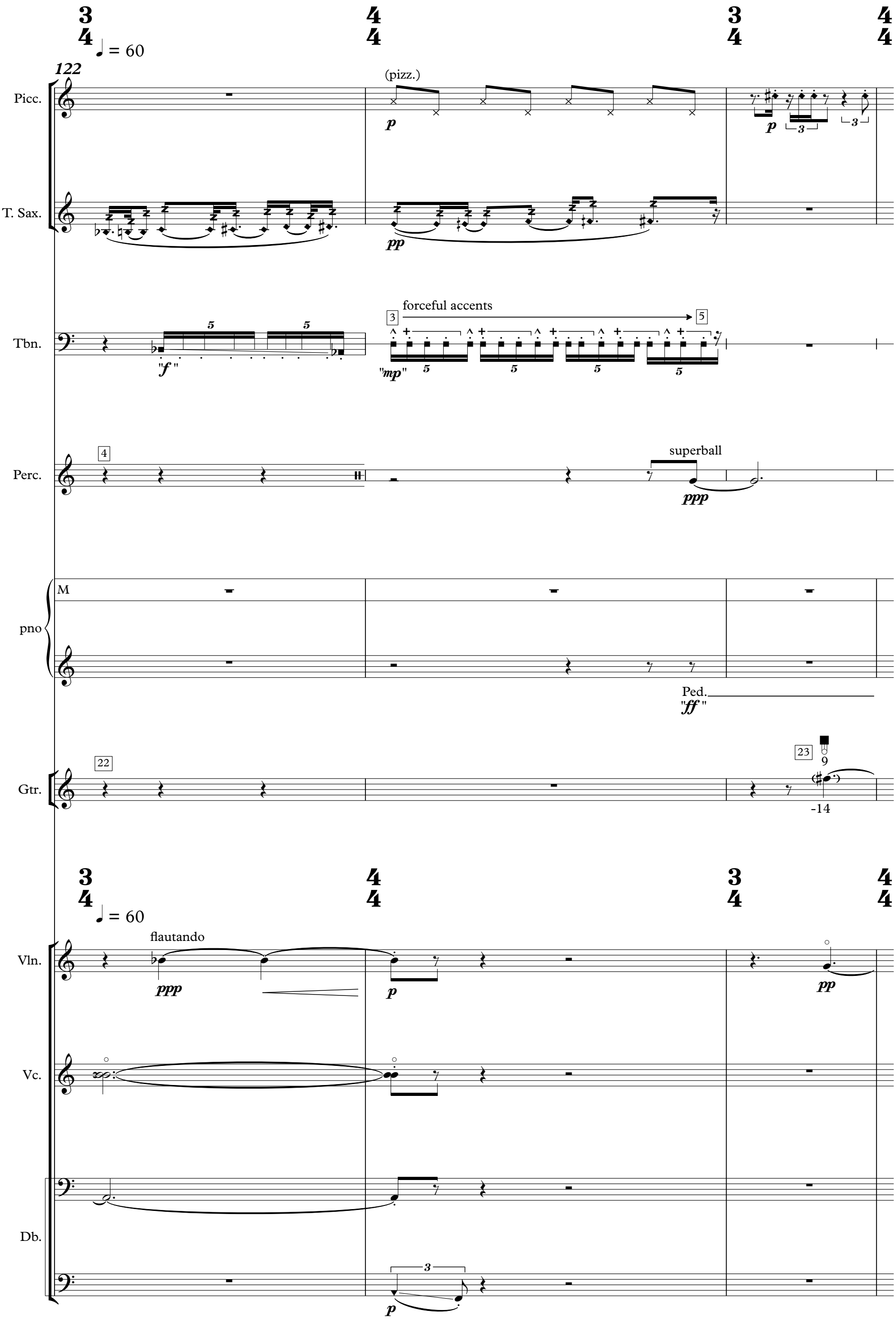
122
Picc.
(pizz.)
T. Sax.
Tbn.
forceful accents
Perc.
superball
pno
Ped.
Gtr.
Vln.
flautando
Vc.
Db.


125
Picc.
p
T. Sax.
pp
Tbn.
1
"mp"
Perc.
pno
M
"f"
Gtr.
8
12
9
8
-14
-14
Vln.
Vc.
Db.


127
accel.
♩ = 66
Picc.
T. Sax.
Tbn.
Perc.
pno
M
Ped.
Gtr.
Vln.
Vc.
IV(7), III(5)
Db.
III
flautando
flautando


130
Picc.
T. Sax.
Tbn.
"mp"
Perc.
pno
M
Gtr.
Vln.
Vc.
Db.


133
Picc.
T. Sax.
p
Tbn.
7
4
Perc.
pno
M
Gtr.
12
-14
30
Vln.
(legno tratto, only wood
fast bow and no bow pressure)
p
Vc.
damp
(legno battuto)
II ord.
p
Db.
(tapping)
p

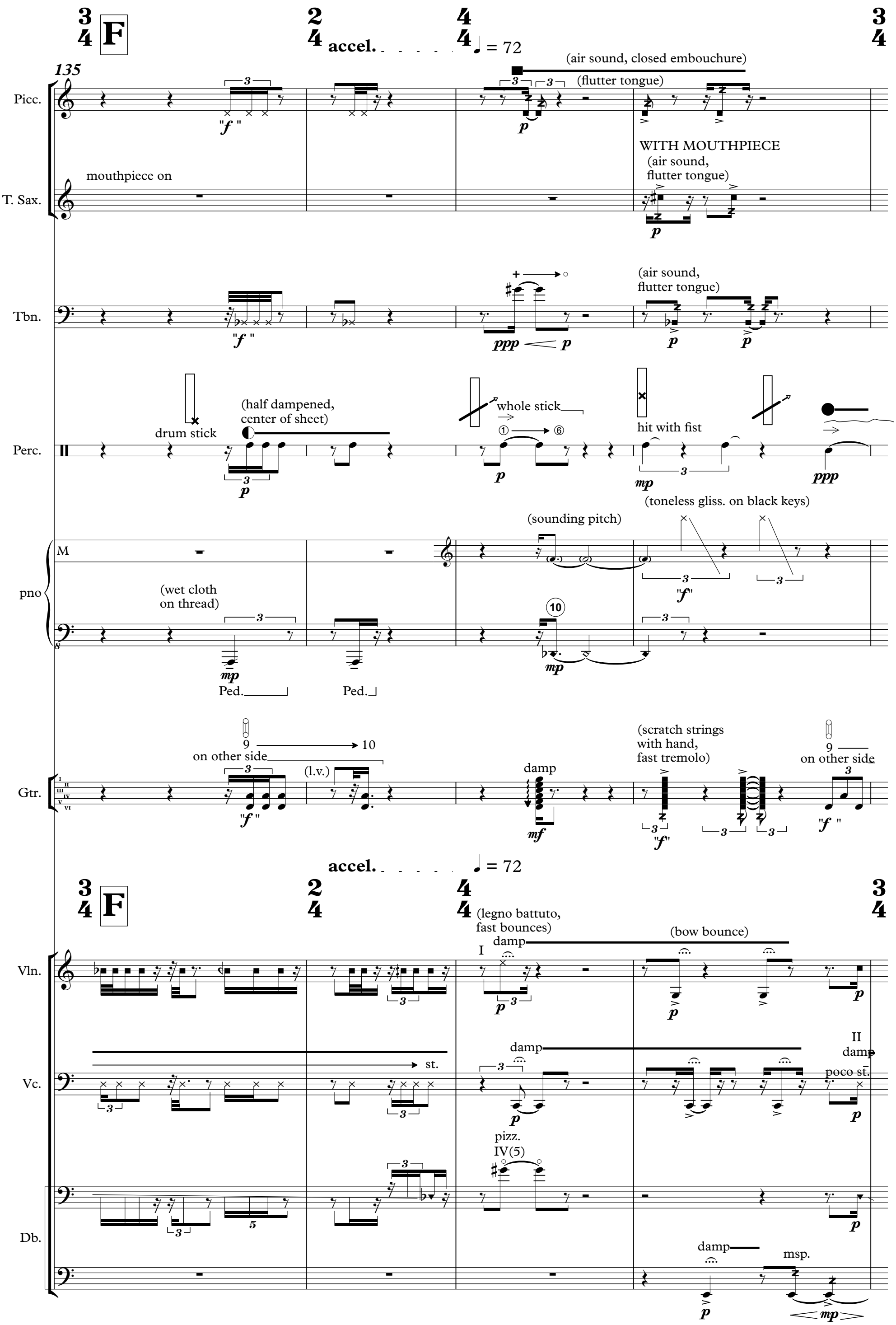
F
accel.
= 72
135
Picc.
"f"
p
(air sound, closed embouchure)
(flutter tongue)
WITH MOUTHPIECE
(air sound,
flutter tongue)
T. Sax.
mouthpiece on
p
Tbn.
"f"
ppp
p
(air sound,
flutter tongue)
p
p
Perc.
drum stick
(half dampened,
center of sheet)
p
whole stick
p
hit with fist
mp
ppp
(toneless gliss. on black keys)
pno
M
(wet cloth
on thread)
mp
Ped.
Ped.
(sounding pitch)
10
mp
"f"
Gtr.
9
10
on other side
(l.v.)
"f"
damp
mf
(scratch strings
with hand,
fast tremolo)
"f"
9
on other side
"f"
accel.
= 72
F
(legno battuto,
fast bounces)
I
damp
(bow bounce)
Vln.
p
p
p
Vc.
st.
damp
p
II
damp
poco st.
p
pizz.
IV(5)
Db.
p
damp
msp.
p
mp


139
Picc.
T. Sax.
Tbn.
Perc.
Pno.
Gtr.
Vln.
Vc.
Db.
G
= 66
wt.
"mf"
"f"
pppp
mp
pp
medium mallet
p
(l.v.)
msp.
(sim.)
flautando
damp
arco
pizz.
poco sp.
IV(7)

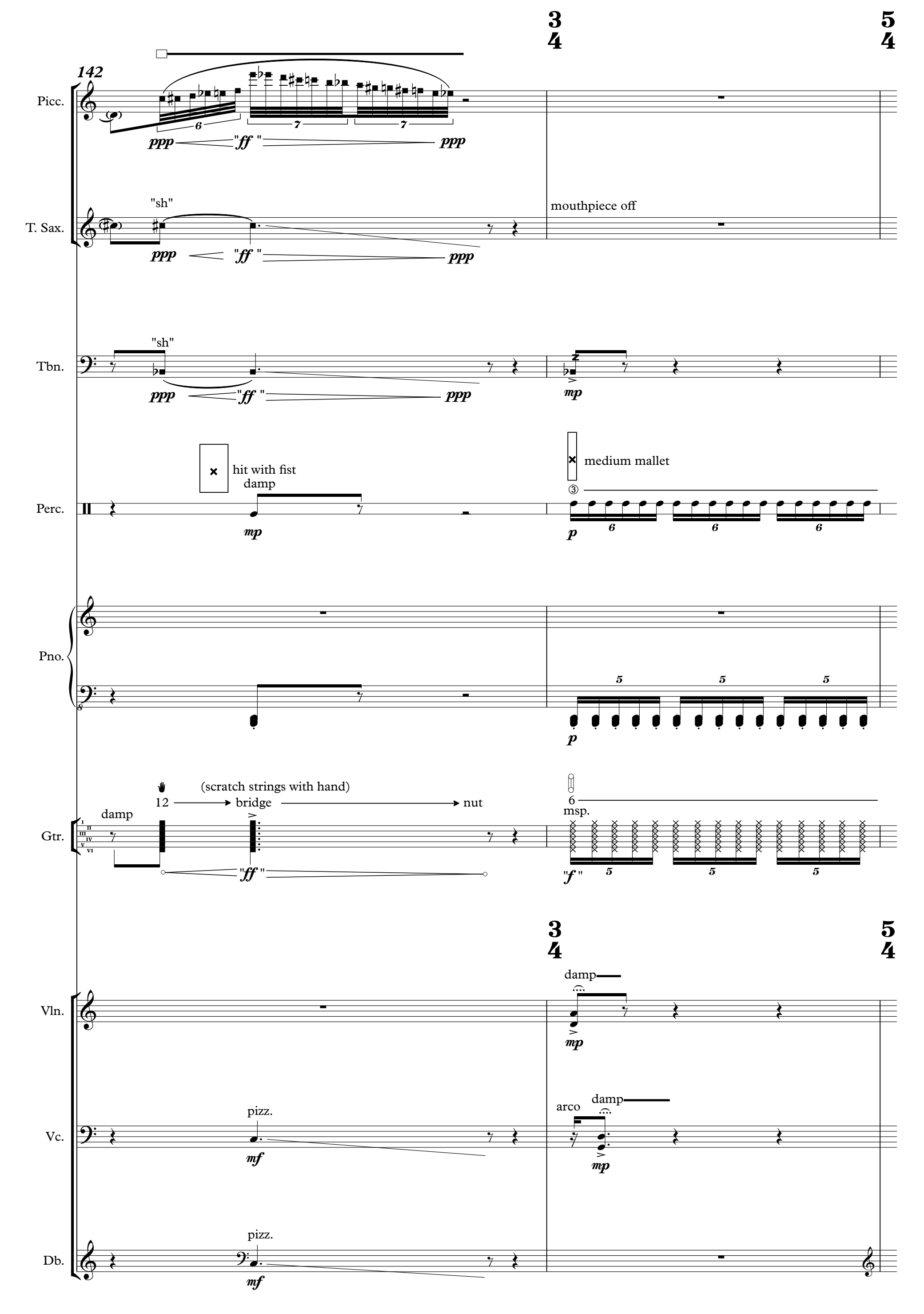
142
Picc.
T. Sax.
"sh"
mouthpiece off
Tbn.
Perc.
hit with fist
damp
medium mallet
Pno.
Gtr.
(scratch strings with hand)
12
bridge
nut
damp
6
msp.
Vln.
damp
Vc.
pizz.
arco
damp
Db.
pizz.


144
Picc.
T. Sax.
WITHOUT MOUTHPIECE
Tbn.
Perc.
Pno.
(gliss. on strings)
Gtr.
(l.v.)
(sim.)
on other side
damp
Vln.
flautando
pizz.
arco
damp
Vc.
Db.
IV(7)
IV(10)
IV(5)
IV(10)

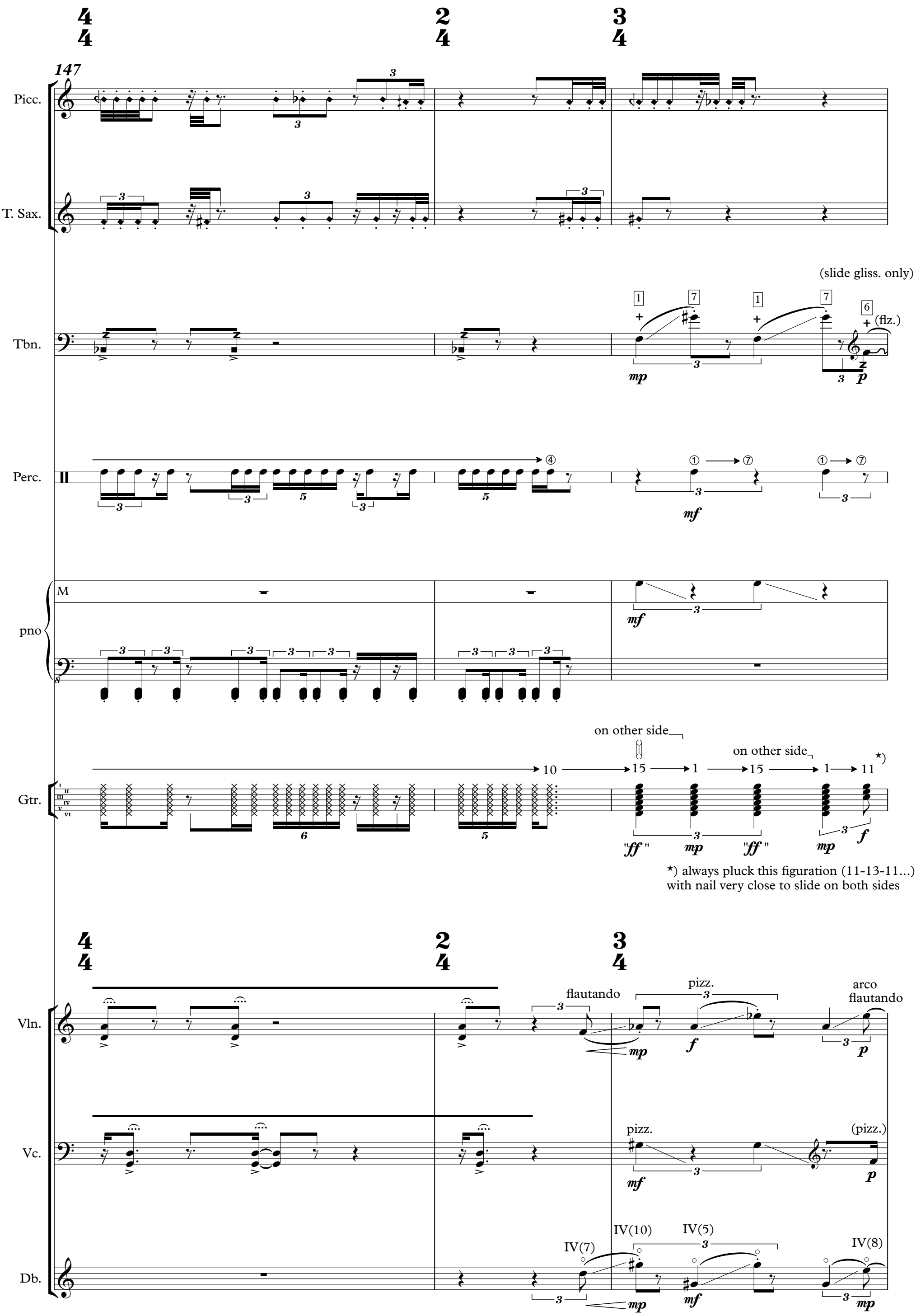
147
Picc.
T. Sax.
Tbn.
(slide gliss. only)
(flz.)
Perc.
pno
Gtr.
on other side
on other side
*) always pluck this figuration (11-13-11...)
with nail very close to slide on both sides
Vln.
flautando
pizz.
arco
flautando
Vc.
pizz.
(pizz.)
Db.
IV(7)
IV(10)
IV(5)
IV(8)


150
Picc.
T. Sax.
Tbn.
(slide gliss. only)
Perc.
pno
Gtr.
on other side
damp
(l.v.)
(sim.)
11 sempre
13 sempre
Vln.
Vc.
Db.
pizz.
arco
damp
flautando
arco
flautando
sul pont
(approx. 16th partial)
IV(≈16)

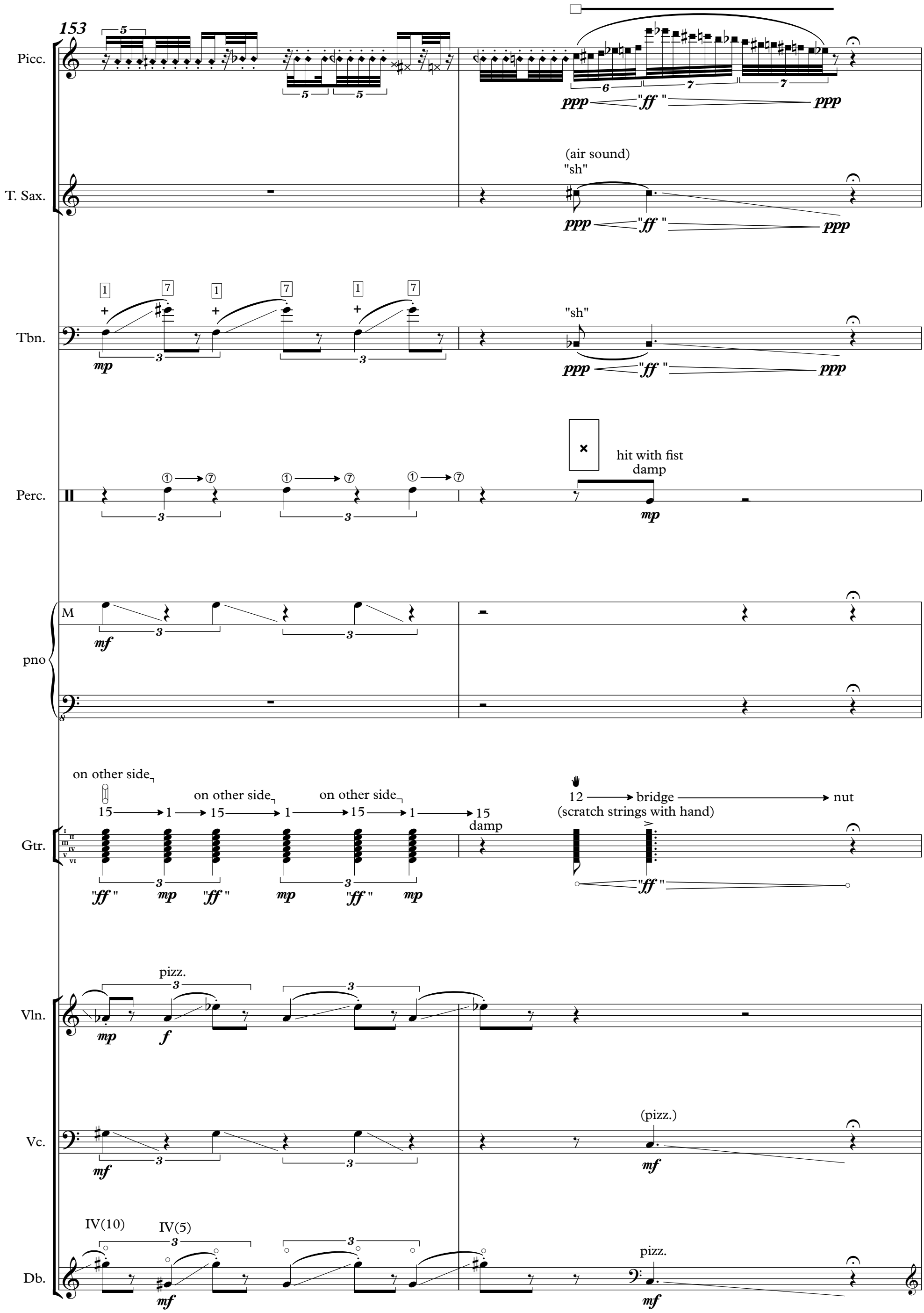
153
Picc.
T. Sax.
(air sound)
"sh"
Tbn.
"sh"
Perc.
hit with fist
damp
pno
Gtr.
on other side
on other side
on other side
damp
(scratch strings with hand)
bridge
nut
Vln.
pizz.
Vc.
(pizz.)
Db.
IV(10)
IV(5)
pizz.


H
3/4
5/4
155
Picc.
T. Sax.
Tbn.
Perc.
medium mallet
pno
Gtr.
on other side
(l.v.)
(sim.)
Vln.
Vc.
Db.
arco
flautando
damp
pizz.
IV(7)
IV(10)
IV(5)
IV(8)

157
Picc.
T. Sax.
Tbn.
Perc.
pno
Gtr.
Vln.
Vc.
Db.
11 sempre
13 sempre
on other side
pizz.
sul pont
IV(≈16)
IV(7)
IV(10)
IV(5)


159
Picc.
T. Sax.
mp
Tbn.
mp
Perc.
p
pno
M
p
Gtr.
on other side
15
1
15
1
15
1
damp
13
"ff"
mp
"ff"
mp
"ff"
"f"
Vln.
arco
flautando
pp
Vc.
p
Db.
IV(7)
p


161
Picc.
T. Sax.
mouthpiece on
Tbn.
p
Perc.
pno
M
Gtr.
(l.v.)
(sim.)
11 sempre
f
on other side
13 sempre
f
Vln.
arco
flautando
p
Vc.
p
f
p
Db.
IV(8)
mp
IV(≈16)
sul pont
sul pont


164
Picc.
T. Sax.
Tbn.
Perc.
M
pno
Gtr.
Vln.
Vc.
f
p
sul pont
Db.

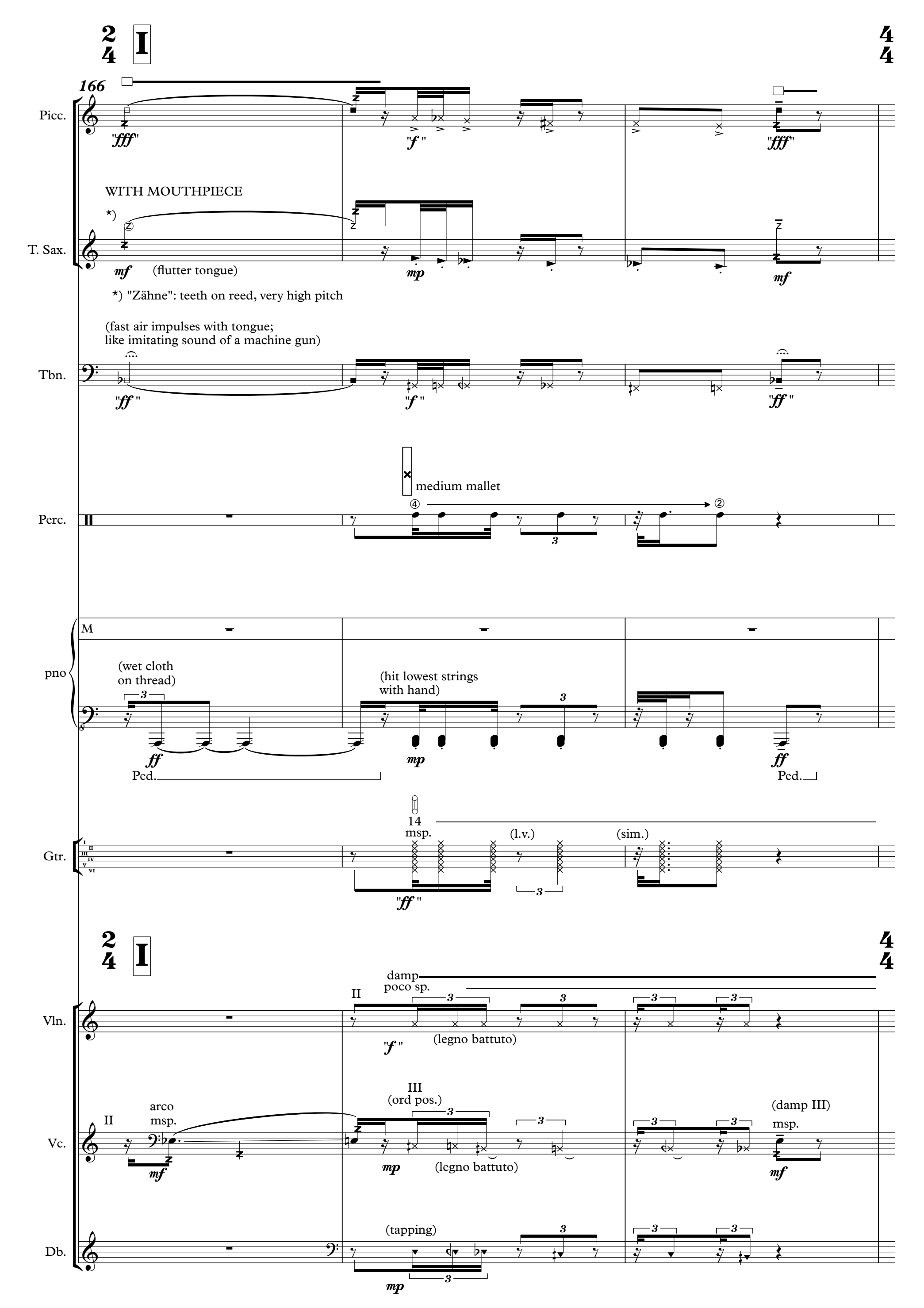
166
Picc.
"fff"
"f"
"fff"
WITH MOUTHPIECE
*)
T. Sax.
mf
(flutter tongue)
mp
mf
*) "Zähne": teeth on reed, very high pitch
(fast air impulses with tongue;
like imitating sound of a machine gun)
Tbn.
"ff"
"f"
"ff"
medium mallet
Perc.
pno
M
(wet cloth
on thread)
(hit lowest strings
with hand)
ff
mp
ff
Ped.
Ped.
14
msp.
(l.v.)
(sim.)
Gtr.
"ff"
damp
poco sp.
II
Vln.
"f"
(legno battuto)
III
(ord pos.)
II
arco
msp.
Vc.
mf
mp
(legno battuto)
(damp III)
msp.
mf
(tapping)
Db.
mp


169
Picc.
T. Sax.
Tbn.
Perc.
medium mallet
pno
Ped.
Gtr.
(scratch strings with hand)
Vln.
(legno tratto, only wood fast bow and no bow pressure)
(ord pos.)
Vc.
(arco)
Db.


173
Picc.
"fff"
"f"
ppp
"ff"
ppp
"f"
T. Sax.
mf
mp
"sh"
ppp
"ff"
ppp
mp
Tbn.
"ff"
"f"
"sh"
ppp
"ff"
ppp
Perc.
②
①
hit with fist
damp
mp
pno
M
ff
mp
Ped.
Gtr.
(l.v.)
(sim.)
10
"ff"
12
(scratch strings with hand)
bridge
nut
"ff"
"ff"
st.
Vln.
"f"
Vc.
damp
msp.
mf
mp
pizz.
mf
damp
arco
mp
Db.
msp.
pizz.
mf
arco
msp.
mp


176
Picc.
T. Sax.
Tbn.
Perc.
drum stick
medium mallet
pno
M
Ped.
Gtr.
msp.
Vln.
Vc.
Db.
damp
(very aggressive bow bounce)
(damp)
II damp
poco sp.


180
Picc.
"ff"
p
T. Sax.
p
Tbn.
"fff"
Perc.
①
drum stick
p
pno
M
Gtr.
(l.v.)
(sim.)
9
"ff"
mst.
Vln.
p
damp
Vc.
"fff"
msp.
Db.
"fff"


183
Picc.
T. Sax.
Tbn.
Perc.
pno
M
Ped.
Gtr.
Vln.
Vc.
Db.
damp
msp.


K
186
Picc.
T. Sax.
Tbn.
"f"
Perc.
medium mallet
mp
pno
M
mp
Gtr.
11 msp.
10 (l.v.)
10- *) msp.
9 msp.
9- msp. (l.v.)
10 msp.
"ff"
"ff"
*) between fret 9 and 10
K
Vln.
II damp sp.
poco sp.
II damp ord.
II damp poco st.
II damp st.
II damp msp.
Vc.
damp
damp
damp
damp
damp
Db.
msp.
msp.
msp.
msp.
msp.

188

Picc.

T. Sax.

Tbn.

Perc.

pno

M

Gtr.

(l.v.) (sim.) 8 8- msp. (l.v.) 7 msp. (l.v.) 7- msp. (l.v.)

Vln.

poco sp. II damp- ord. II damp poco st. II damp st.

Vc.

damp damp damp

Db.

msp. msp. msp.


191
Picc.
T. Sax.
Tbn.
Perc.
pno
Gtr.
Vln.
Vc.
Db.
medium mallet
Ped.
msp.
(l.v.)
mst.
damp
poco sp.
st.


194
Picc.
"fff"
T. Sax.
mf
Tbn.
"ff"
Perc.
superball
pp
pno
M
ff
Ped.
Gtr.
(sim.)
Vln.
Vc.
msp.
mf
Db.
flautando
ppp
flautando
ppp
L
≈10"
≈7"

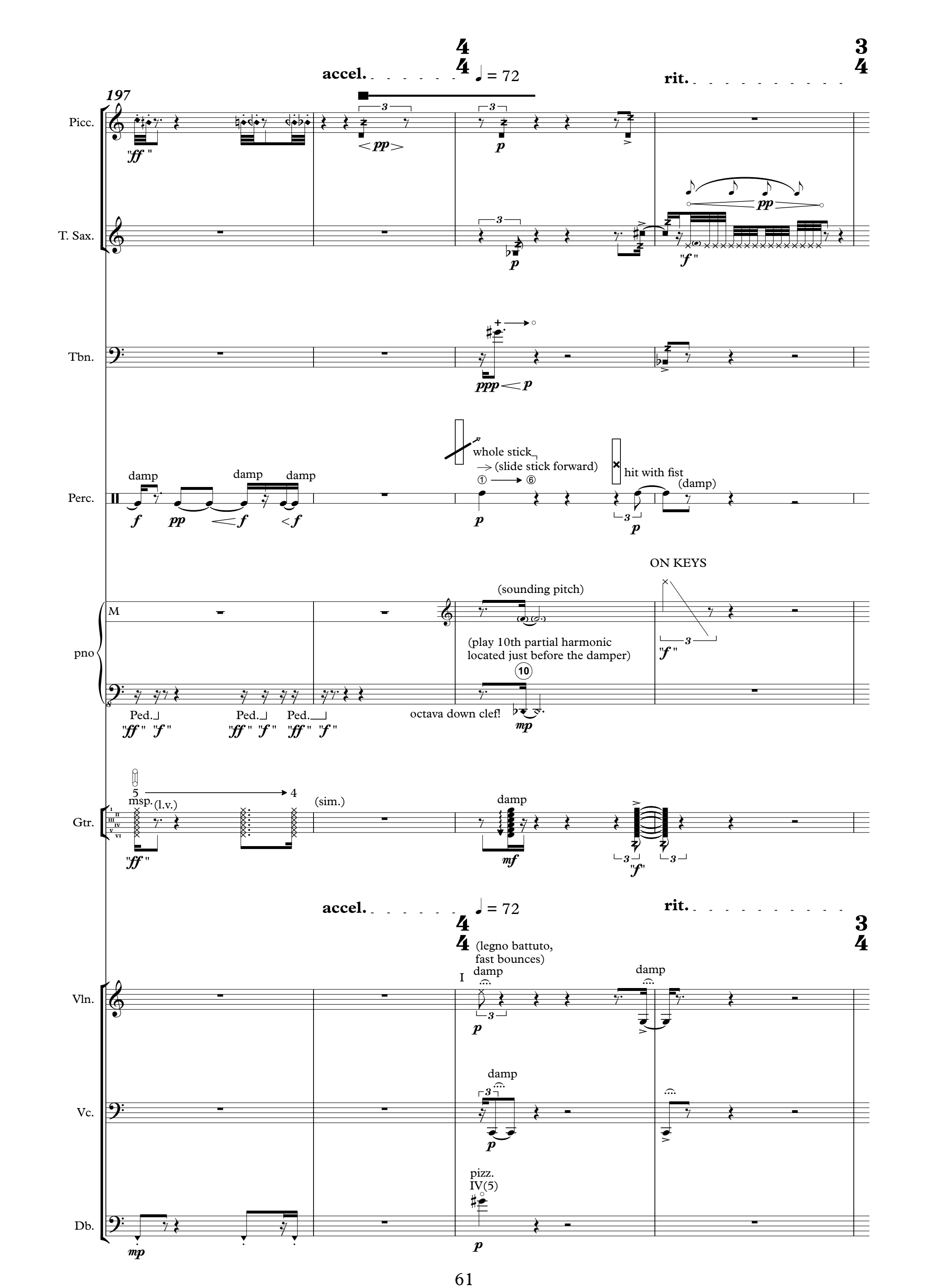
197
accel.
♩ = 72
rit.
Picc.
"ff"
<pp>
p
pp
T. Sax.
p
"f"
Tbn.
ppp < p
Perc.
damp
damp
damp
f
pp
< f
< f
whole stick
→ (slide stick forward)
① → ⑥
p
hit with fist
(damp)
p
pno
M
(sounding pitch)
ON KEYS
(play 10th partial harmonic
located just before the damper)
10
"f"
Ped.
Ped.
Ped.
"ff" "f"
"ff" "f"
"ff" "f"
octava down clef!
mp
Gtr.
5
msp.
(l.v.)
4
(sim.)
damp
"ff"
mf
"f"
accel.
♩ = 72
rit.
(legno battuto,
fast bounces)
I
damp
damp
Vln.
p
damp
Vc.
p
pizz.
IV(5)
Db.
mp
p


201
Picc.
T. Sax.
Tbn.
Perc.
superball
damp
Pno.
INSIDE PIANO
Ped.
Gtr.
on other side
15 → 1
5
msp.
Vln.
flautando
Vc.
pizz.
Db.
arco
msp.
IV(7) (10)
flautando

204

accel. ♩ = 72

rit. ♩ = 66

Picc.

T. Sax.

Tbn.

Perc.

pno

Gtr.

Vln.

Vc.

Db.

wt.

pppp

p

ppp < p

mp

damp

damp

damp

f

pp < f

< f

drum stick

whole stick

superball

pp

INSIDE PIANO

M

mf

Ped.

"ff" "f"

"ff" "f" "ff"

"f"

(l.v.)

(sim.)

damp

damp

on other side

15 → 1 damp

"ff"

mf

I damp

flautando

mp

pizz.

pizz. IV(5)

arco IV(7)(10)

msp.

mp

pp


209
Picc.
"ff"
pp
"f"
pp
T. Sax.
pp
Tbn.
pp
Perc.
damp
f
11
pno
M
Ped.
"ff" "f"
11
12
Ped.
Gtr.
5
msp.
(l.v.)
"ff"
31
12
32
33
12
Vln.
Vc.
Db.
mp
flautando
ppp
flautando
ppp


accel.
♩ = 72
M
213
Picc.
T. Sax.
Tbn.
Perc.
drum stick
whole stick
hit with fist
pno
Gtr.
damp
Vln.
Vc.
Db.
pizz.
IV(5)
msp.
ord.


217
3x
5/4
2/4
5/8
3/4
3/8
2/4
Picc.
T. Sax.
Tbn.
ppp
p
Perc.
whole stick
Pno.
10
Gtr.
damp
Vln.
Vc.
Db.


223
Picc.
T. Sax.
Tbn.
Perc.
Pno.
Gtr.
Vln.
Vc.
Db.
whole stick
damp
3x
ppp
p

229

rit. ♩ = 66

Picc.

wt.

pppp

T. Sax.

wt.

pppp

Tbn.

ppp p

mp

Perc.

whole stick ① → ⑥

Pno.

INSIDE PIANO

mf

10

Gtr.

damp

on other side

15 → 1

"ff"

Vln.

damp

flautando

mp

Vc.

damp

pizz.

mf

Db.

arco

IV(7) (10)

mp


N
234
Picc.
T. Sax.
Tbn.
Perc.
pno
Gtr.
Vln.
Vc.
Db.
pp
"f"
Ped.
flautando
ppp


239
Picc.
T. Sax.
Tbn.
Perc.
superball
pno
M
Gtr.
on other side
damp
Vln.
flautando
Vc.
(pizz.)
Db.
msp.
ord.
IV(7)
(10)

243

Picc.

"ff"

pp

T. Sax.

Tbn.

Perc.

damp damp damp damp

f f f f

pno

M

Ped. Ped. Ped. Ped.

"ff" "f" "ff" "f" "ff" "f" "ff" "f"

Gtr.

5 3

msp. (l.v.)

(sim.)

"ff"

Vln.

Vc.

Db.

mp

flautando

ppp

flautando

3

ppp


246
Picc.
"f"
pp
T. Sax.
pp
Tbn.
pp
Perc.
19
20
21
22
23
24
-31
-31
pno
M
Ped.
Gtr.
41
42
43
44
45
46
12
12
12
-14
Vln.
Vc.
Db.
msp.
ord.
mp
3

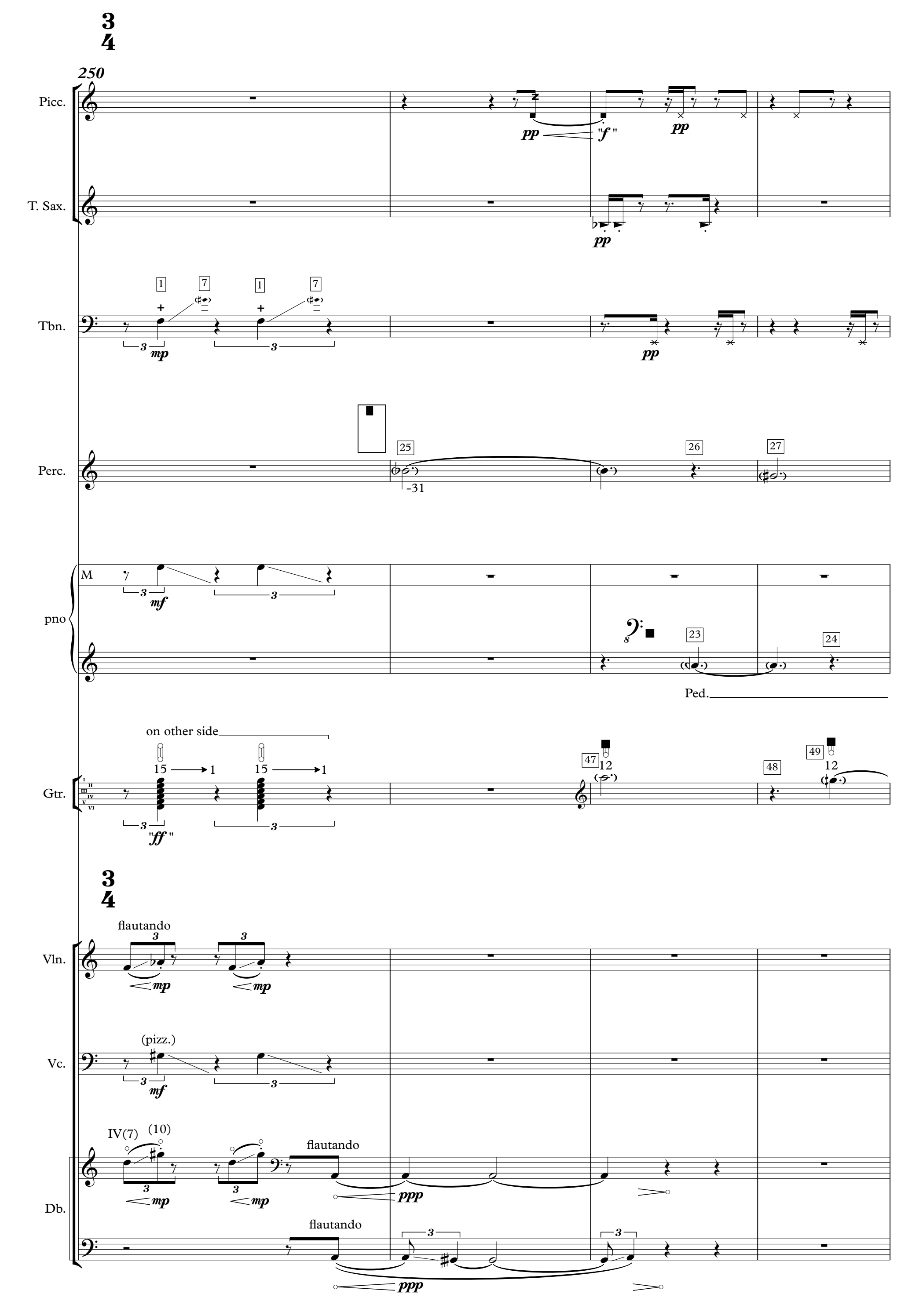
250
Picc.
T. Sax.
Tbn.
Perc.
pno
Gtr.
Vln.
Vc.
Db.
pp
"f"
mp
mf
"ff"
ppp
on other side
flautando
(pizz.)
IV(7)
(10)
Ped.
-31


254
Picc.
T. Sax.
Tbn.
Perc.
pno
Gtr.
Vln.
Vc.
Db.
wt.
pppp
pp
"f"
M
Ped.
msp.
ord.
mp


259
Picc.
T. Sax.
Tbn.
Perc.
pno
Gtr.
Vln.
Vc.
Db.
wt.
pppp
pp
M
Ped.
msp.
ord.
mp


264
Picc.
"f"
pp
T. Sax.
pp
Tbn.
pp
Perc.
38
39
40
41
42
-31
pno
M
34
35
36
37
38
Gtr.
59
12
60
61
12
62
63
12
64
-14
Vln.
Vc.
Db.
msp.
ord.
mp


268
Picc.
pp
"f"
pp
T. Sax.
Tbn.
pp
Perc.
43
44
45
46
47
48
-31
-31
pno
M
39
40
41
42
43
44
-14
Ped.
Gtr.
65
66
67
68
69
70
12
12
12
-14
Vln.
Vc.
Db.
msp.
ord.
mp